

The REG Procedure
Model: MODEL1
Dependent Variable: F_CONS Fuel Consumption

Number of Observations Read	19
Number of Observations Used	19

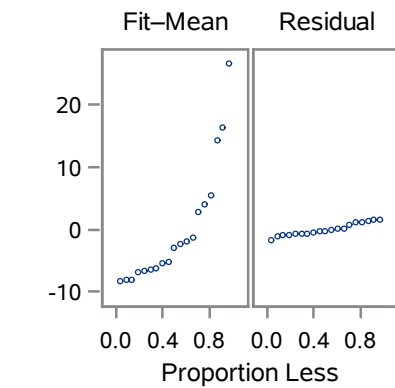
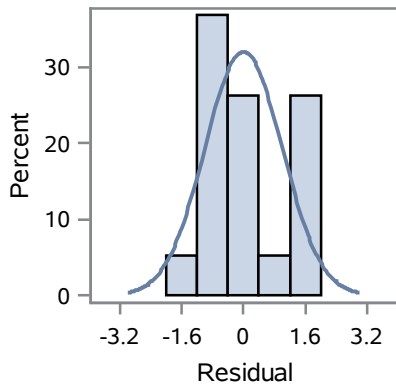
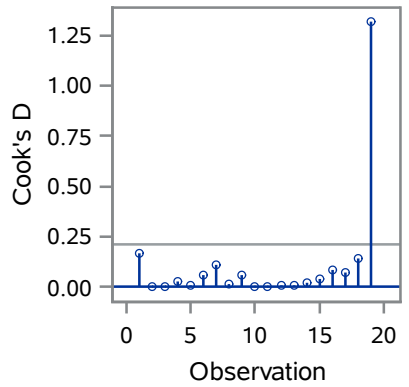
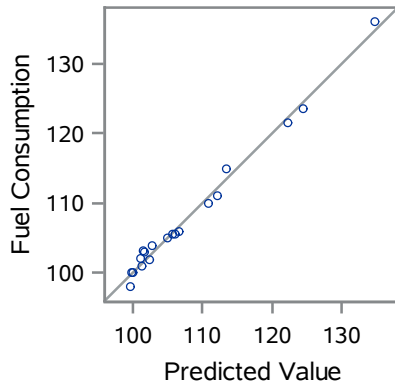
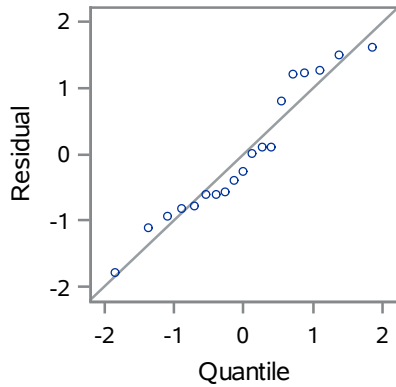
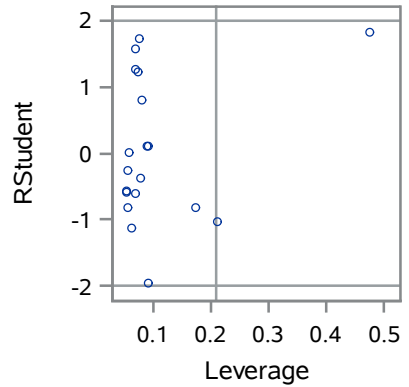
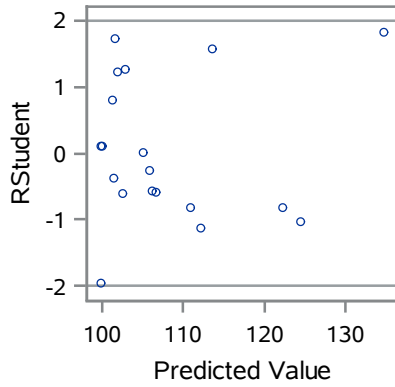
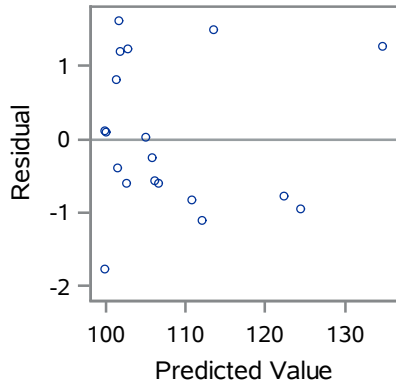
Analysis of Variance					
Source	DF	Sum of Squares	Mean Square	F Value	Pr > F
Model	1	1688.23129	1688.23129	1600.31	<.0001
Error	17	17.93397	1.05494		
Corrected Total	18	1706.16526			

Root MSE	1.02710	R-Square	0.9895
Dependent Mean	108.01579	Adj R-Sq	0.9889
Coeff Var	0.95088		

Parameter Estimates						
Variable	Label	DF	Parameter Estimate	Standard Error	t Value	Pr > t
Intercept	Intercept	1	98.44828	0.33574	293.23	<.0001
E_5	(Equivalence Ratio)^5	1	12.37637	0.30938	40.00	<.0001

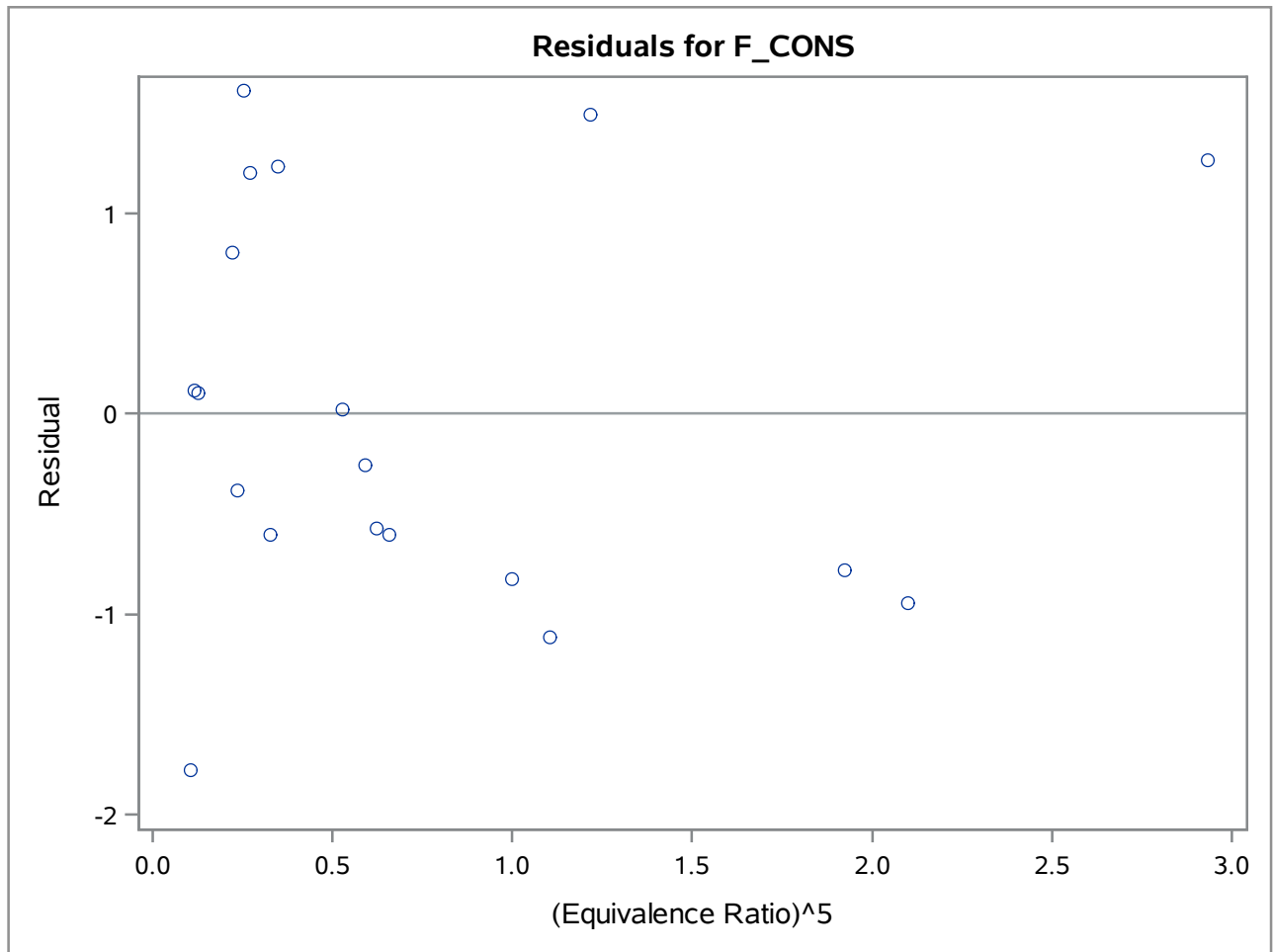
The REG Procedure
 Model: MODEL1
 Dependent Variable: F_CONS Fuel Consumption

Fit Diagnostics for F_CONS



Observations	19
Parameters	2
Error DF	17
MSE	1.0549
R-Square	0.9895
Adj R-Square	0.9889

The REG Procedure
Model: MODEL1
Dependent Variable: F_CONS Fuel Consumption



The REG Procedure
Model: MODEL1
Dependent Variable: F_CONS Fuel Consumption

