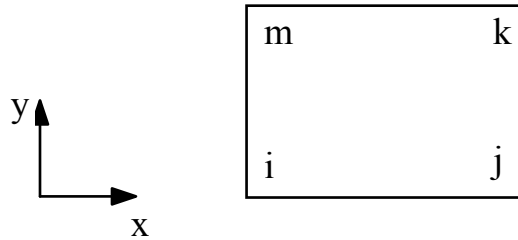


Bilinear Element: Quadrilateral.

4 straight element sides with 4 nodes - 1 at each corner.



Note: m is used instead of lowercase L to eliminate confusion with number 1.

$$N_i = (a_i x + b_i)(c_i y + d_i)$$
$$= \alpha_i + \beta_i x + \gamma_i y + \delta_i xy \quad \text{Note the Bilinear term.}$$
$$\alpha_i = b_i d_i; \quad \beta_i = a_i d_i; \quad \gamma_i = b_i c_i; \quad \delta_i = a_i c_i$$

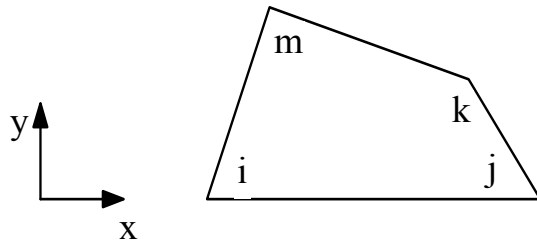
As with triangles: $N_i = 1$ at node i
 $= 0$ at nodes j, k, m.

Solve for coefficients:

$$\begin{Bmatrix} 1 & x_i & y_i & xy_i \\ 1 & x_j & y_j & xy_j \\ 1 & x_k & y_k & xy_k \\ 1 & x_m & y_m & xy_m \end{Bmatrix} \begin{Bmatrix} \alpha_i \\ \beta_i \\ \gamma_i \\ \delta_i \end{Bmatrix} = \begin{Bmatrix} 1 \\ 0 \\ 0 \\ 0 \end{Bmatrix}$$

Permute for i, j, k, m in CCW order.

Consider an irregularly shaped linear quadrilateral:



In general one wants to evaluate:

$$\nabla \cdot (K \nabla U) + \mathbf{V} \cdot \nabla U + fU = g$$

or, numerically

$$\left[\left\langle -K \left(\frac{\partial N_j}{\partial x} \frac{\partial W_i}{\partial x} + \frac{\partial N_j}{\partial y} \frac{\partial W_i}{\partial y} \right) \right\rangle + \left\langle \left(V_x \frac{\partial N_j}{\partial x} + V_y \frac{\partial N_j}{\partial y} \right) W_i \right\rangle + \left\langle f N_j W_i \right\rangle \right] \{U_j\} \\ \left\langle g W_i \right\rangle - \int_S K \nabla U \cdot \mathbf{n} W_i dS$$

However this $\int (\) dx dy$ over each element E will present problems due to the irregular geometry.

SOLUTION: Transform x, y space to local coordinates (ξ, η) and integrate numerically.

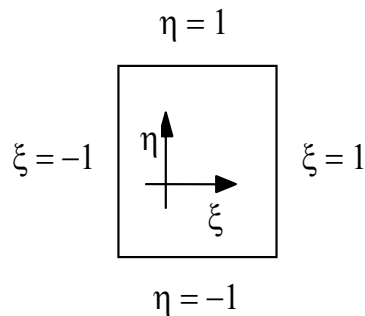
A Bilinear Basis function implies that for any constant x or y the function is linear in the other direction.

let $x = x_c = \text{constant}$

then $N_i = A_i + B_i y$ where $A_i = (\alpha_i + \beta_i x_c)$

$B_i = (\gamma_i + \delta_i x_c)$

Examine a Bilinear local coordinate system:



$\Delta\xi = \Delta\eta = 2$; $\xi = \eta = 0$ at center of element.

$N_i = 1/4 (1 + \xi_i\xi)(1 + \eta_i\eta)$ which is the bilinear solution of local system.

$$\begin{bmatrix} \text{Coefficient} \\ \text{Matrix} \end{bmatrix} \begin{Bmatrix} \alpha \\ \beta \\ \gamma \\ \delta \end{Bmatrix} = \begin{Bmatrix} 1 \\ 0 \\ 0 \\ 0 \end{Bmatrix}$$

Note: for $i = \text{local node } 1$

$$\begin{aligned} N_1 &= 1/4 (1+(-1)(-1))(1+(-1)(-1)) = 1 && \text{at } \xi = -1, \eta = -1 \\ &= 1/4 (1+(-1)(-1))(1+(-1)(1)) = 0 && \text{at } \xi = -1, \eta = +1 \\ &= 1/4 (1+(-1)(1))(1+(-1)(1)) = 0 && \text{at } \xi = 1, \eta = 1 \\ &= 1/4 (1+(-1)(1))(1+(-1)(-1)) = 0 && \text{at } \xi = 1, \eta = -1 \end{aligned}$$

We need coordinate transformation \Rightarrow use trial function approach.

$$x = \sum_{k=1}^4 x_k \psi_k(\xi, \eta) \quad y = \sum_{k=1}^4 y_k \psi_k(\xi, \eta)$$

with (x, y) being any point within the element and x_k, y_k being the nodal coordinates in (x, y) space. However, ψ_k is formulated in (ξ, η) space.

CONSTRAINTS:

- 1.) 1 : 1 mapping of nodes between 2 coordinate systems.
- 2.) linear variation in x and y along sides of (ξ, η) element.

$$\Rightarrow \quad \begin{aligned} x &= a_1 + b_1\xi + c_1\eta + d_1\xi\eta \\ y &= a_2 + b_2\xi + c_2\eta + d_2\xi\eta \end{aligned}$$

Note that solution of ψ_i yields the basis functions N_i
when the transformation (mapping) function = basis function
the element is an Isoparametric element
when transformation function is of higher degree than
basis function \Rightarrow Superparametric and
when transformation function is of lower degree than
basis function \Rightarrow Subparametric.

We need terms such as: $\left[\frac{\partial N}{\partial x} \frac{\partial W}{\partial x} + \dots \right]$

i.e express $\frac{\partial(\quad)}{\partial x \text{ or } \partial y}$ in terms of ξ, η .

Use chain rule:

$$\frac{\partial N(\xi, \eta)}{\partial \xi} = \frac{\partial N(\xi, \eta)}{\partial x} \frac{\partial x}{\partial \xi} + \frac{\partial N(\xi, \eta)}{\partial y} \frac{\partial y}{\partial \xi}$$

$$\frac{\partial N(\xi, \eta)}{\partial \eta} = \frac{\partial N(\xi, \eta)}{\partial x} \frac{\partial x}{\partial \eta} + \frac{\partial N(\xi, \eta)}{\partial y} \frac{\partial y}{\partial \eta}$$

or:

$$\begin{Bmatrix} \frac{\partial N}{\partial \xi} \\ \frac{\partial N}{\partial \eta} \end{Bmatrix} = \begin{bmatrix} \frac{\partial x}{\partial \xi} & \frac{\partial y}{\partial \xi} \\ \frac{\partial x}{\partial \eta} & \frac{\partial y}{\partial \eta} \end{bmatrix} \begin{Bmatrix} \frac{\partial N}{\partial x} \\ \frac{\partial N}{\partial y} \end{Bmatrix}$$

$$\begin{Bmatrix} \frac{\partial N}{\partial \xi} \\ \frac{\partial N}{\partial \eta} \end{Bmatrix} = [\mathbf{J}] \begin{Bmatrix} \frac{\partial N}{\partial x} \\ \frac{\partial N}{\partial y} \end{Bmatrix} \quad [\mathbf{J}] \equiv \text{Jacob i a n t r a n s f o r m a t i o n m a t r i x .}$$

What we need for evaluation of: $\left[\frac{\partial N}{\partial x} \frac{\partial W}{\partial x} + \dots \right]$ is:

$$\begin{Bmatrix} \frac{\partial N}{\partial x} \\ \frac{\partial N}{\partial y} \end{Bmatrix} = [\mathbf{J}]^{-1} \begin{Bmatrix} \frac{\partial N}{\partial \xi} \\ \frac{\partial N}{\partial \eta} \end{Bmatrix}$$

Recall: $N_i = 1/4 (1 + \xi_i \xi)(1 + \eta_i \eta)$

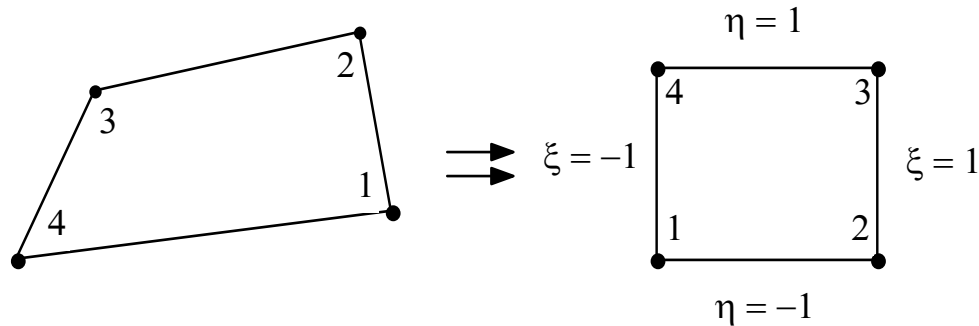
$$\therefore \frac{\partial N_i}{\partial \xi}, \frac{\partial N_i}{\partial \eta} \Rightarrow \text{n o p r o b l e m .}$$

$$\text{In } [\mathbf{J}] \Rightarrow \frac{\partial x}{\partial \xi}, \text{ etc} = ?$$

$$x = \sum_{k=1}^4 x_k \psi_k \quad \text{and} \quad \psi_k = N_k \quad (\text{Isoparametric})$$

$$\frac{\partial x}{\partial \xi} = \frac{\partial \left(\sum x_k \psi_k \right)}{\partial \xi} = \sum_k \frac{\partial (x_k \psi_k)}{\partial \xi} = \sum_k x_k \frac{\partial \psi_k}{\partial \xi} = \sum_k x_k \frac{\partial N_k}{\partial \xi}$$

$$\frac{\partial y}{\partial \xi} = \sum_k y_k \frac{\partial N_k}{\partial \xi}$$



Choose any side; Ex.: $\eta = 1 =$ top side in $(\xi, \eta) =$ left side (x, y)
 i.e. node 1 in (x, y) does not need to be lower left.

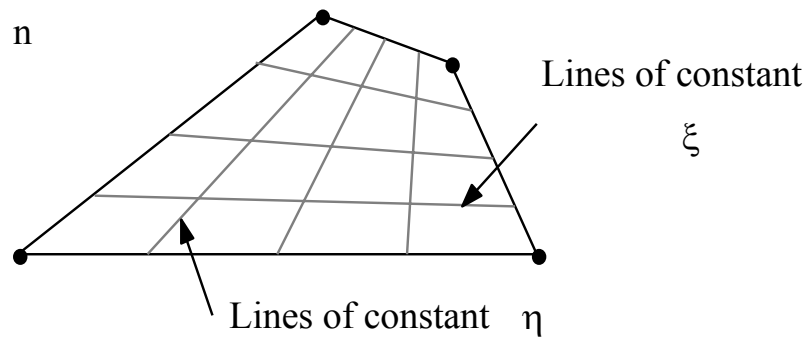
$$N_i = 1/4 (1 + \xi_i \xi)(1 + \eta_i \eta)$$

$$= A_i + B_i \xi$$

$$\frac{\partial x}{\partial \xi} = \sum x_i \frac{\partial N_i}{\partial \xi} = \text{Constant}$$

$$\Rightarrow \frac{dx}{dy} = \text{Constant}$$

$$\frac{\partial y}{\partial \xi} = \sum y_i \frac{\partial N_i}{\partial \xi} = \text{Constant}$$



Along any line: $\eta = \text{constant} \Rightarrow dx/dy = \text{constant}$ and $\xi = \text{constant} \Rightarrow \text{same}$.

$$\begin{Bmatrix} \frac{\partial (\)}{\partial x} \\ \frac{\partial (\)}{\partial y} \end{Bmatrix} = [\mathbf{J}]^{-1} \begin{Bmatrix} \frac{\partial (\)}{\partial \xi} \\ \frac{\partial (\)}{\partial \eta} \end{Bmatrix} = \frac{1}{|\mathbf{J}|} \begin{bmatrix} \frac{\partial y}{\partial \eta} & -\frac{\partial y}{\partial \xi} \\ -\frac{\partial x}{\partial \eta} & \frac{\partial x}{\partial \xi} \end{bmatrix} \begin{Bmatrix} \frac{\partial (\)}{\partial \xi} \\ \frac{\partial (\)}{\partial \eta} \end{Bmatrix}$$

$$\frac{\partial (\)}{\partial x} = \frac{1}{|\mathbf{J}|} \left[\frac{\partial y}{\partial \eta} \frac{\partial (\)}{\partial \xi} - \frac{\partial y}{\partial \xi} \frac{\partial (\)}{\partial \eta} \right]$$

$$\frac{\partial (\)}{\partial y} = \frac{1}{|\mathbf{J}|} \left[-\frac{\partial x}{\partial \eta} \frac{\partial (\)}{\partial \xi} + \frac{\partial x}{\partial \xi} \frac{\partial (\)}{\partial \eta} \right]$$

For integration: $\int_a^b \int_c^d (\) dx dy = \int_{-1}^1 \int_{-1}^1 (\) |\mathbf{J}| d\xi d\eta$

and

$$[\mathbf{J}] = \begin{bmatrix} \sum x_i \frac{\partial N_i}{\partial \xi} & \sum y_i \frac{\partial N_i}{\partial \xi} \\ \sum x_i \frac{\partial N_i}{\partial \eta} & \sum y_i \frac{\partial N_i}{\partial \eta} \end{bmatrix}$$