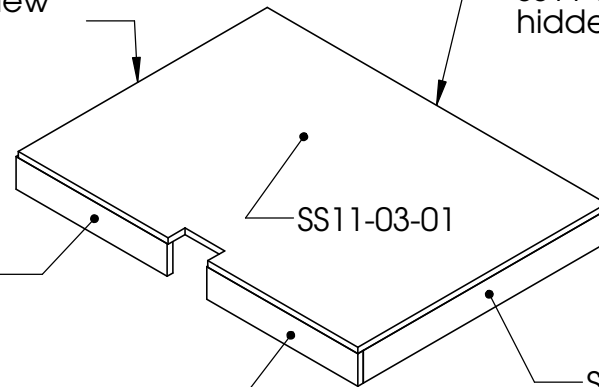


SS11-03-03  
hidden from view

SS11-03-04  
hidden from view

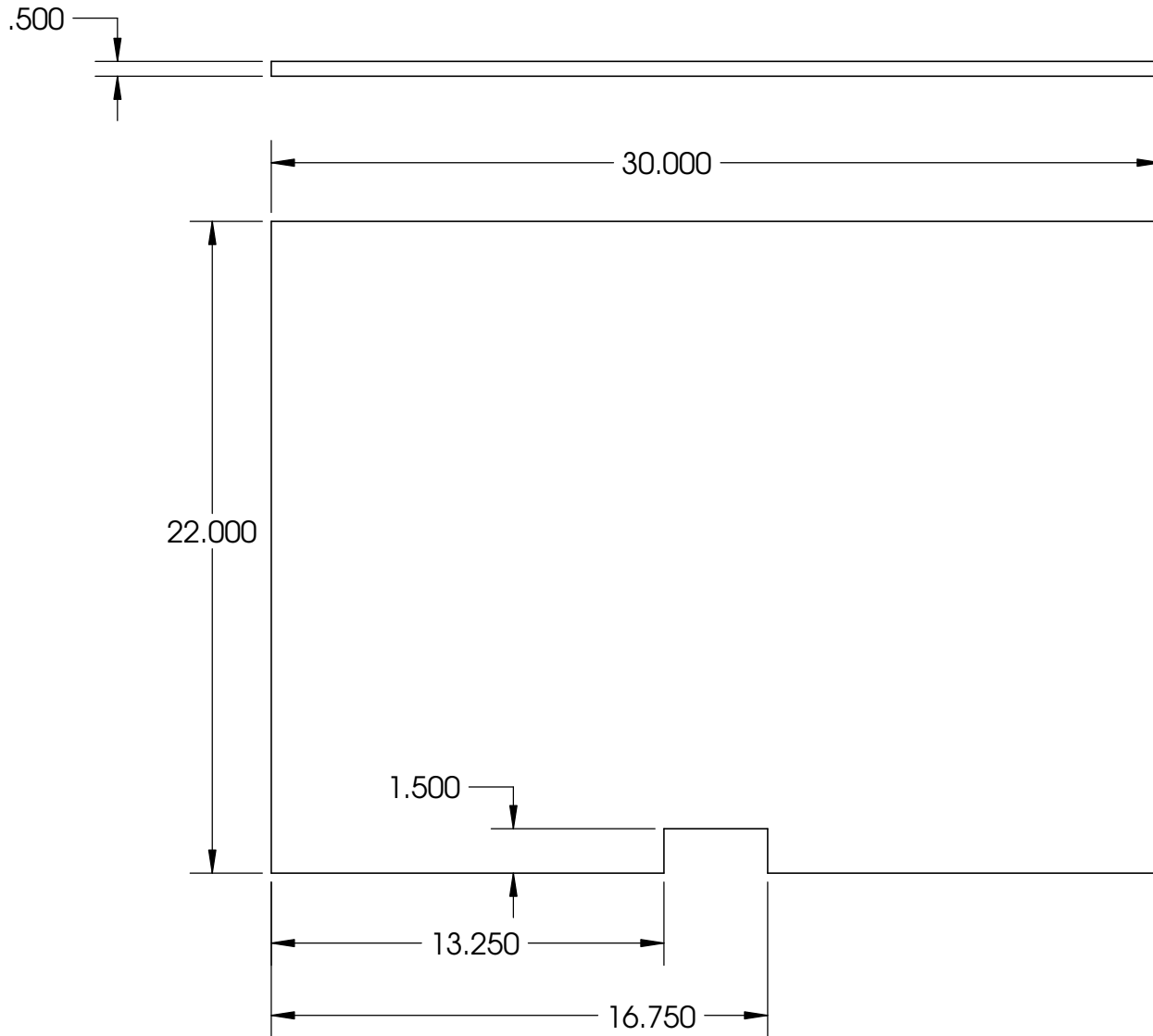


SS11-03-02

SS11-03-01

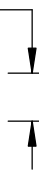
SS11-03-02

SS11-03-03

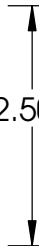


Material: 1/2" plywood		
SIZE <b>A</b>	DWG. NO. <b>SS11-03-01</b>	REV <b>2</b>
SCALE: 1:4	WEIGHT:	SHEET 2 OF 5

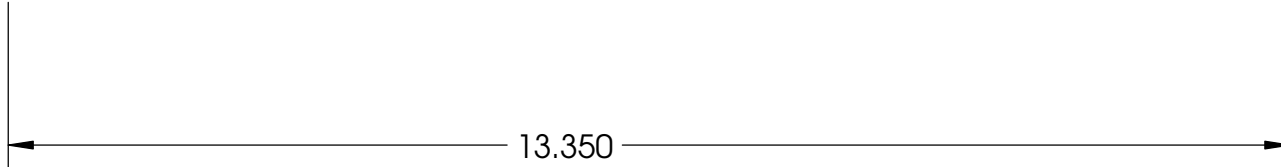
.500



2.500




13.350



Material: 1/2" plywood

SIZE	DWG. NO.	REV
<b>A</b>	<b>SS11-03-02</b>	<b>2</b>

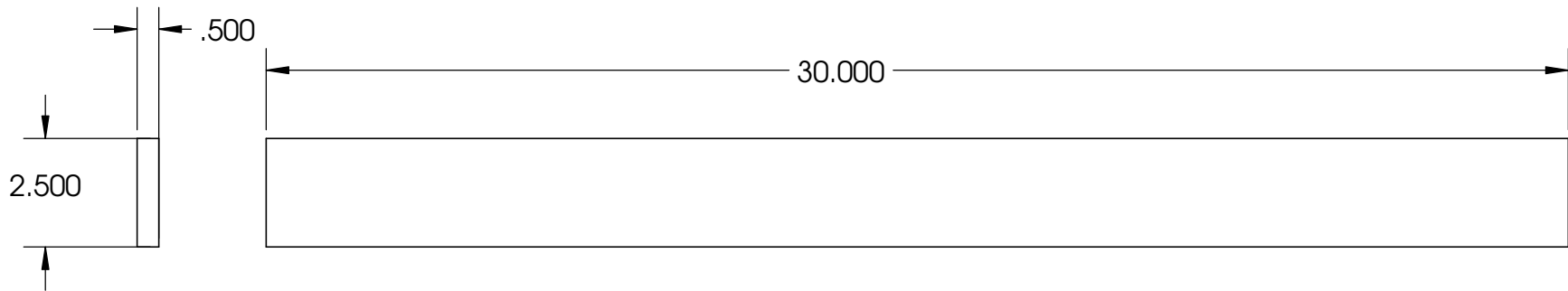
SCALE: 1:2	WEIGHT:	SHEET 3 OF 5
------------	---------	--------------



Material: 1x3 lumber

SIZE	DWG. NO.	REV
<b>A</b>	<b>SS11-03-03</b>	<b>2</b>

SCALE: 1:4    WEIGHT:    SHEET 4 OF 5



Material: 1/2" plywood		
SIZE	DWG. NO.	REV
<b>A</b>	<b>SS11-03-04</b>	<b>2</b>
SCALE: 1:4	WEIGHT:	SHEET 5 OF 5